

# PRODUCT CATALOGUE

Steel n Style





# CONTENTS

## ABOUT US

### HOME RANGE

Available Variants	-----	06
Wardrobes	-----	16
Knock-Down Wardrobes	-----	22
Dressing Wardrobes	-----	23
Beds	-----	24
Alnas	-----	25

### OFFICE RANGE

Office Wardrobes	-----	26
Bookshelves	-----	29
Filing Cabinets	-----	29
Dexter Table	-----	30
Slotted Angle Racks	-----	31



# Best in Class Manufacturing



# DURABILITY



The 'almirah' is the safeguard of each Indian home. This is where we keep our most prized valuables. It is important for this key piece of furniture to be able to withstand the test of time. Our products are built for a lifetime of use.

# FULL VALUE



Our products come with a promise of the finest raw material, the best production processes and stringent quality checks; making Steel n Style the most value-for-money investment for your home.



**Steel n Style**

## HOME RANGE

### Steel n Style for homes

The home range comprises of wardrobes, beds & traditional alnas which are a great addition to your living space. The range is designed to cater to various individual needs through multiple choices in terms of utility, design, colour & size.



### Available Variants

- > **PRINTED**
- > **RIBBED**
- > **SPARKLE**
- > **SOLID**

**Steel n Style**

# PRINTED

A new introduction to our lineup, our Printed doors are first powder-coated to give them a smooth and even surface, and then further printed using Ultraviolet (UV) technology. What sets our range apart is the collection of never-seen-before designs, which have been specially developed by creative minds working in the fashion industry. Our printed doors are available in both matte & glossy finishes.

Available in - Affinity, Crown, Majestic, Mammoth & Slimish Series





**PRINTED**



Sunset



Warm Foothills



Hilltop



# PRINTED

Steel n Style



The Valley



Red Cactus



Full Bloom



Early Bird




Floral

## Steel n Style

# RIBBED

Our ribbed doors give our customers a chance to set their wardrobes apart from every other offering in the market. The unique ribbed patterns run on the entire length of the doors, which also adds to the rigidity and strength of the door. Make sure to check out our Wooden Printed & Ribbed offering, the wooden plank pattern gives the appearance of a wooden wardrobe, with the strength of steel doors.

Available in - Affinity, Majestic, Mammoth & Slimish Series



Solid Colours



Wooden






# SPARKLE

A new entrant in the Powder Coating offering, these doors have a metallic & glittery finish on them. The doors also have a high-glossy look, making them almost reflective. This range's true beauty is truly apparent in-person, so if your nearest showroom has this in stock, do request them to show you a piece.


Available in - Affinity, Crown, Majestic, Mammoth & Slimish Series



**Chocolate Brown**



**Copper**



**Royal Blue**



**Steel n Style**

# SOLID

Our beloved solid colour range looks just as vibrant and classy as ever before. This is the classic choice when it comes to steel furniture, and choosing the right colour can really make a difference to the look & feel of your home and office.

Available in - Our entire range





SOLID

Steel n Style



Spring Green



Sky Grey



Glossy Pink



Brown



Aqua Blue



SOLID

Steel n Style



Sky Blue



Cherry Red



Dark Grey

Steel n Style

WARDROBES FOR  
**HOMES**



# Afinity Series



**Afinity X1**



**Afinity X2**



**Afinity MP3**

Model Name	Outer Dimensions (in Inches)			Sheets Thickness (Gauge)	Weight (in kg)	Per Shelf Load Capacity (in kg)
	Height	Width	Depth			
Afinity X1	77"	36"	20"	21, 22	72	90
Afinity X2	77"	36"	20"	21, 22	72	90
Afinity MP3	77"	54"	20"	21, 22	105	90



With a Secret Locker (Shhhh)

**Available in :** Printed, Ribbed, Sparkle or Solid



# Majestic Series



Majestic P4

Model Name	Outer Dimensions (in Inches)			Sheets Thickness (Gauge)	Weight (in kg)	Per Shelf Load Capacity (in kg)
	Height	Width	Depth			
Majestic P4	77"	54"	20"	21, 22	108	90

**Available in** – Printed, Ribbed, Sparkle or Solid

# Mammoth Series



Mammoth P1

Model Name	Outer Dimensions (in Inches)			Sheets Thickness (Gauge)	Weight (in kg)	Per Shelf Load Capacity (in kg)
	Height	Width	Depth			
Mammoth P1	77"	72"	20"	21, 22	145	90

**Available in** – Printed, Ribbed, Sparkle or Solid

# Nouvelle Series



**Nouvelle P3**



**Nouvelle P4**

Model Name	Outer Dimensions (in Inches)			Sheets Thickness (Gauge)	Weight (in kg)	Per Shelf Load Capacity (in kg)
	Height	Width	Depth			
Nouvelle P3	77"	36"	20"	21, 22	72	90
Nouvelle P4	77"	36"	20"	21, 22	77	90



With a Secret Chamber (Shhhh)

**Available in :** Printed, Ribbed, Sparkle or Solid



# Crown Series



Crown P1



Crown P2



Crown MP3

Model Name	Outer Dimensions (in Inches)			Sheets Thickness (Gauge)	Weight (in kg)	Per Shelf Load Capacity (in kg)
	Height	Width	Depth			
Crown P1	75"	36"	19"	23	52	70
Crown P2	75"	36"	19"	23	54	70
Crown MP3	75"	54"	19"	23	75	70

**Available in :** Printed, Sparkle or Solid

# Slimish Series Knock-Down Wardrobes



Slimish 2D



Slimish 3D

**Assemble at Home**

**Available in :** Solid, Printed, Ribbed And Sparkle

Series	Size in Inches			Sheets Thickness	Total (Weight/Pcs)
	Height	Width	Depth		
Slimish 2D	75"	36"	20.5"	22, 23	64 Kgs
Slimish 3D	75"	54"	20.5"	22, 23	94 Kgs

# Dressing Series



**Dressing P1**

Available in : Solid Range



**Dressing P2**

Series	Size in Inches			Sheets Thickness	Total (Weight/Pcs)
	Height	Width	Depth		
Dressing P1	75"	36"	19"	22	65
Dressing P2	75"	54"	19"	22	95



## Steel n Style

### Bliss



#### Bliss 6' / 5' / 4' / 3'

Product	Length	Width	Weight
Bliss 3 Feet	6'6"	3'	24 Kg
Bliss 4 Feet	6'6"	4'	31 Kg
Bliss 5 Feet	6'6"	5'	36 Kg
Bliss 6 Feet	6'6"	6'	41 Kg

### Bed Table



Series	Length	Breadth	Height
P 1	22"	15"	10"
P 2	25"	16"	10"
P 3	20"	12"	9"

Do-it-Yourself Assembly

# ALNA



Alna P3

**Do-it-Yourself Assembly**

**Available in :** Black & White, Full Brown or Orange & White



Alna P4



Alna P5

Series	Size in inch			Weight
	Height	Width	Depth	
Alna - P3	54"	48"	12"	9 Kg
Alna - P4	58"	47"	15"	11 Kg
Alna - P5	54"	48"	12"	12 Kg

**Steel n Style**

## OFFICE RANGE

The office range offers a splendid variety designed to withstand the relentlessness of the corporate environment. Each and every place delivers the promise of impeccable quality associated with the legacy of Tata Steel.

Available in - Sky Blue, Dark Grey, Cherry Red, Medium Grey (Prince Grey), Brown





# Elegance Series



Elegance P1



Elegance P2



Elegance P3

Model Name	Outer Dimensions (in Inches)			Sheets Thickness (Gauge)	Weight (in kg)	Per Shelf Load Capacity (in kg)
	Height	Width	Depth			
Elegance P1	77"	36"	20"	21, 22	64	90
Elegance P2	77"	36"	20"	21, 22	64	90
Elegance P3	50"	30"	17"	23	30	75

**Available in :** Solid Colours  
(Sky Blue, Dark Grey, Cherry Red, Medium Grey, Brown)

## Elegance Series



Elegance P3 With Locker



Elegance SP4



Elegance Glass Door

Model Name	Outer Dimensions (in Inches)			Sheets Thickness (Gauge)	Weight (in kg)	Per Shelf Load Capacity (in kg)
	Height	Width	Depth			
Elegance P3 with Locker	50"	30"	17"	23	32	75
Elegance SP4	75"	36"	19"	22, 23	55	70
Elegance Glass Door	75"	36"	19"	22, 23	53	70

**Available in :** Solid Colours  
(Sky Blue, Dark Grey, Cherry Red, Medium Grey, Brown)

# Bookish & Filing



Filing P1



Filing P2



Bookish P1

Bookish P2

Model Name	Outer Dimensions (in Inches)			Sheets Thickness (Gauge)	Weight (in kg)	Per Shelf Load Capacity (in kg)
	Height	Width	Depth			
Filing P1	52"	19"	25"	22	41	40
Filing P2	40"	19"	25"	22	32	40
Bookish P1	69"	36"	15"	22, 23	44	40
Bookish P2	52"	36"	15"	22, 23	34	40

**Available in :** Solid Colours  
(Sky Blue, Dark Grey, Cherry Red, Medium Grey, Brown)



# Dexter



**Dexter P1**  
4'x2' Wooden Top



**Dexter P2**  
5'x3' Wooden Top

Model Name	Outer Dimensions For Chamber (in Inches)			Sheets Thickness (Gauge)	Weight (in kg)
	Height	Width	Depth		
Dexter P1	30"	43"	19"	23	12
Dexter P2	30"	58"	19"	23	24

**Available in :** Brown & White or Full Brown only

# Slotted Angle Rack



Shelves			
Thickness (in mm)	Width (")	Depth (")	Per Shelf Load Capacity (in kg)
0.50	15"	36"	80
0.50	18"	36"	70
0.70	15"	36"	100
0.70	18"	36"	90

Angles	
Thickness (in mm)	Length
1.20	6'6"
1.60	8'
1.20	6'6"
1.60	8'

**Do-it-Yourself Assembly**

**Available in :** Full Grey, Full Brown or Orange & White





Bring Home **PEACE OF MIND**

With **Steel n Style**

Need after-sales support?  
We are just a call away!

TOLL FREE NO:

**1800-345-8282**  
**84860-23248**

[customercare@steelstyle.in](mailto:customercare@steelstyle.in)



 **RIGHT PRICE  
ASSURED**

Check our prices  
online before buying



or visit  
[www.steelstyle.in/Price-List](http://www.steelstyle.in/Price-List)